

# Company Credit Report

Date of report: June 27, 2022

Company Name:	***Redacted***
Chinese Name:	台灣固網股份有限公司
Company Address:	4 F., No. 111, Sec. 1, Dunhua S. Rd., Da'an Dist., Taipei City 10690, Taiwan Area
Chinese Address:	台北市大安區敦化南路 1 段 111 號 4 樓
TEL Number:	886-2-66386888
FAX Number:	886-2-66368660
Website:	

## SUMMARY:

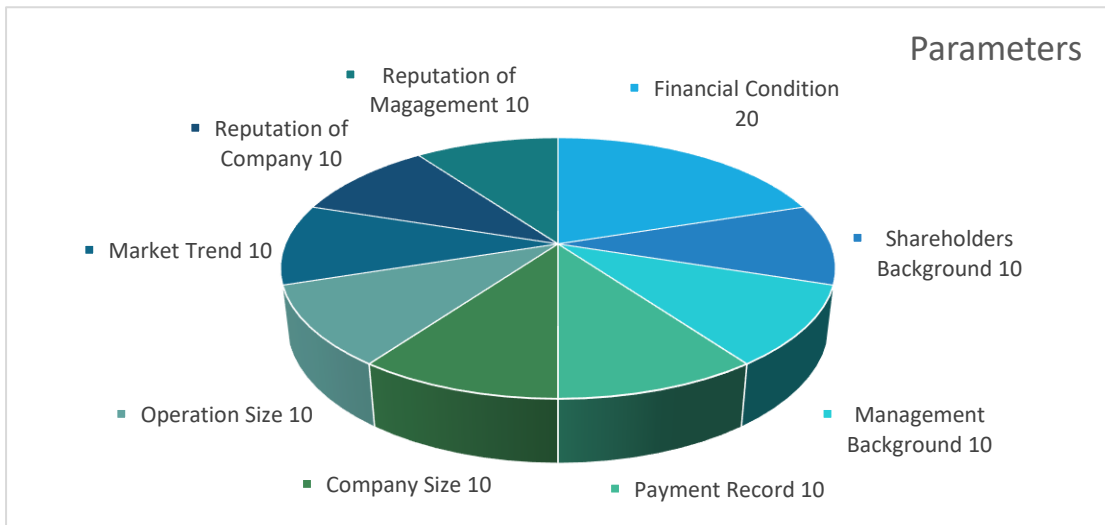
Registration No.:	28468548
Incorporation Date:	2007/01/30
Legal Form:	Company Limited by Shares
<i>Company Limited by Shares:</i>	<i>Which term denotes a company organized by two or more or one government or corporate shareholder, with the total capital of the company being divided into shares and each shareholder being liable for the company in an amount equal to the total value of shares subscribed by him. The name of a company shall indicate the class to which it belongs.</i>
Limited by:	Shares
Private or Listed:	Private
Legal Representative:	Cai Mingzhong
Staff:	Please refer to below section "EMPLOYEES"
Registered Capital:	NT\$ 40,000,000,000
Paid Up Capital:	NT\$ 21,000,000,000
Business Line (Products):	Telecommunications company
Turnover:	Please refer to below section "SALES (or IMPORT/EXPORT)"
Credit Score:	68/100

# Company Credit Report

Credit Risk: Medium  
 Recommended Credit NT\$26,000,000 (for 60 days)  
 Limit: (1 US\$=29.62NT\$)

**CREDIT SCORE: 68/100**

In view of all the obtained information and under consideration of below parameters, we grant the subject company 68.

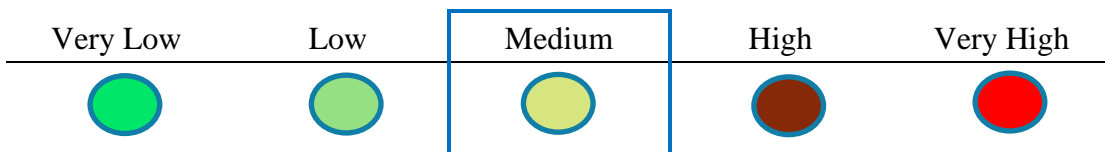


**Meaning of Score**

10→	20→	30→	40→	50→	60→	70→	80→	90→
Very Poor			Poor	Fair	Good	Very Good	Excellent	

**CREDIT RISK:**

In view of all the obtained information, it's suitable to consider the subject company's credit risk as "Medium".



**BUSINESS CODE (major):**

# Company Credit Report

Code	Description
G903010	Telecommunications Enterprises
E601010	Electric Appliance Construction
E701010	Telecommunications Engineering
CC01080	Electronics Components Manufacturing
E601020	Electric Appliance Installation
E603090	Lighting Equipment Construction
IG03010	Energy Technical Services

## **GROUP COMPANIES/ SUBSIDIARIES:**

After search, we find below major associated companies:

Name	Country/ Area	Incorporation Date	Paid Up Capital
Taiwan Cellular Co., Ltd.	Taiwan Area	2005/09/20	NT\$5,029,703,090
Taiwan Mobile Co., Ltd.	Taiwan Area	1997/02/25	NT\$35,192,336,030

Taiwan Cellular Co., Ltd. is the parent company.

Taiwan Mobile Co., Ltd. is the ultimate parent company.

## **SHAREHODERS/ DIRECTORS AND MANAGEMENT:**

Title	Name	Assigned by	Shares	Shareholding %
1. Chairman	Cai Mingzhong	Taiwan Cellular Co., Ltd.	2,100,000,000	100%
2. Director	Cai Mingxing	Taiwan Cellular Co., Ltd.	2,100,000,000	100%
3. Supervisor	Yu Ruoxi	Taiwan Cellular Co., Ltd.	2,100,000,000	100%

## **EMPLOYEES:**

The subject company has around 310 employees.

# Company Credit Report

The subject company didn't provide any information regarding the number of its employees.

Currently, the subject company recruits for 22 job positions.

## **SPACE/OFFICES:**

### **Registration address**

4 F., No. 111, Sec. 1, Dunhua S. Rd., Da'an Dist., Taipei City 10690, Taiwan Area

This location is around 270 M (3 minutes/walk) away from Zhongxiao Dunhua Station of Taipei MRT. The transportation is convenient.

The total space is around 653 m<sup>2</sup>. The real estate is owned by Fubon Life Insurance Co., Ltd..

### **Mortgage**

After search, no record of mortgage has been found.

### **Factory**

The subject company has Nil registered factories in Taiwan Area.

## **PROPERTY SECURED TRANSACTION RECORD:**

After search, we find Nil registered items of Property Secured Transaction.

Property Secured Transaction:

- Mortgage on property, or
- Conditional sale of property, or
- Possession of the property under a trust receipt.

## **SALES (or IMPORT/EXPORT):**

---

Import

Export

# Company Credit Report

---

2022 (4 months)	Nil	Nil
2021 (12 months)	US\$0~US\$500,000	Nil
2020 (12 months)	Nil	Nil

Triangle trade is not included in the above figures.

According to the comprehensive information obtained, the subject company's annual sales is NT\$ 8,652,253,000. (Year 2021)

The subject company didn't provide any information regarding its annual sales.

## **PATENT:**

Up to date, the subject company has Nil registered patent items in Taiwan area.

## **TRADEMARK:**

Registration Number	Date of Publication	Trademark
01329879	2008/09/16	
01275951	2007/08/16	
01275953	2007/08/16	

Up to date, the subject company has 86 valid registered trademarks in Taiwan area.

# Company Credit Report

## **LAWSUIT RECORD (two years):**

After search, we find some lawsuit cases of the past two years. We list below for reference:

Date of Judgment	Counterparty	Brief	Results
2021/06/17	Tee Link Company Limited	The subject company requested court's payment order against the counterparty for NT\$109,581.	The court issued the payment order.

We check database of below courts for lawsuit cases of Civil Litigation, Administrative Litigation, and Intellectual Property Litigation.

Supreme Court (Taiwan Area)	Taiwan High Court and Branch Courts	District Courts
	Intellectual Property Court	
Supreme Administrative Court (Taiwan Area)	All High Administrative Courts	District Courts
	Intellectual Property Court	

## **CHEQUE RECORD (three years):**

After search, we don't find the subject company's record of bounced checks. (ID: 28468548)

The subject company has "3 checking accounts" in Taiwan area.

## **DEBARRED COMPANY IN GOVERNMENT PROCUREMENT:**

After our search, the subject company is not on the list of debarred companies.

## **BANKS:**

- Taipei Fubon Bank

# Company Credit Report

## **TRADE REFERENCE:**

The subject company didn't provide any information regarding its customers or suppliers.

After search, we don't find any information regarding its customers or suppliers.

## **DEBT COLLECTION/ OTHER ADVERSE INFORMATION:**

We don't find any debt collection cases of the subject company.

After search, no adverse information/ news of the subject company has been found from the local market and media. (Taiwan area)

## **FINANCIAL INFORMATION:**

The subject company didn't provide any its financial information.

We obtained below information for reference:

	Year 2021/ NT\$
Total Assets	57,206,602,000
Total liabilities	4,546,206,000
Net Worth	52,660,396,000
Operating Revenue	8,652,253,000
Operating Income	3,539,144,000
Profit	2,919,340,000
EPS	1.39

## **COMPREHENSIVE REVIEW**








Items	Comments
Company Size (Capital)	<input type="checkbox"/> Very Small <input type="checkbox"/> Small <input type="checkbox"/> Medium <input checked="" type="checkbox"/> Big <input type="checkbox"/> Very Big
Company Size (Turnover)	<input type="checkbox"/> Very Small <input type="checkbox"/> Small <input checked="" type="checkbox"/> Medium <input type="checkbox"/> Big <input type="checkbox"/> Very Big
Employees	<input type="checkbox"/> Under 5 <input type="checkbox"/> Under 50 <input type="checkbox"/> Under 100 <input type="checkbox"/> Under 300 <input checked="" type="checkbox"/> Under 500 <input type="checkbox"/> Under 1000 <input type="checkbox"/> Above 1000
History	<input type="checkbox"/> Under 2 Years <input type="checkbox"/> Under 10 Years <input checked="" type="checkbox"/> Under 30 Years <input type="checkbox"/>

# Company Credit Report





	Under 40 Years <input type="checkbox"/> Above 40 Years
Assets	<input type="checkbox"/> Factory/Plant <input type="checkbox"/> Machine/Equipment <input type="checkbox"/> Land <input type="checkbox"/> House <input type="checkbox"/> Patent <input checked="" type="checkbox"/> Trademark <input type="checkbox"/> None
Adverse Matters	<input type="checkbox"/> Bounced Checks <input type="checkbox"/> Lawsuits <input type="checkbox"/> Adverse News <input checked="" type="checkbox"/> None
Transparency (Operation)	<input type="checkbox"/> Very Low <input type="checkbox"/> Low <input checked="" type="checkbox"/> Medium <input type="checkbox"/> High <input type="checkbox"/> Very High
Transparency (Finance)	<input checked="" type="checkbox"/> Very Low <input type="checkbox"/> Low <input type="checkbox"/> Medium <input type="checkbox"/> High <input type="checkbox"/> Very High
Credit Level	<input type="checkbox"/> Very Poor <input type="checkbox"/> Poor <input type="checkbox"/> Fair <input checked="" type="checkbox"/> Good <input type="checkbox"/> Very Good <input type="checkbox"/> Excellent
Risk Level	<input type="checkbox"/> Very High <input type="checkbox"/> High <input checked="" type="checkbox"/> Medium <input type="checkbox"/> Low <input type="checkbox"/> Very Low
Credit Limit	NT\$26,000,000 (for 60 days)

## COUNTRY(AREA) INFORMATION: TAIWAN

### Country (Area) Risk: Coface Rating

Very Low	Low	Satisfactory	Reasonable	Fairly High	High	Very High
A1	A2	A3	A4	B	C	D
						

### Country (Area) Risk: Euler Hermes Rating

Low Risk	Medium Risk	Sensitive Risk	High Risk
	A1		
			

### Latest indicators

Information from “Directorate General of Budget, Accounting and Statistics (DGBAS)”

Total Population-Both Sexes (persons)	23,196,178	[ May 2022 ]
Economic Growth Rate (yoy) (%)	3.91	[ 2022 forecast ]
GDP(at Current Prices) (million NT dollars)	22,985,373	[ 2022 forecast ]
Per Capita GNI (US dollars)	34,482	[ 2022 forecast ]
CPI Change Rate (%)	3.39	[ May 2022 ]



# Company Credit Report

WPI Change Rate (%)	16.62	[ May 2022 ]
Unemployment Rate (%)	3.68	[ May 2022 ]

**DISCLAIMER:** We do not warrant the accuracy or completeness of this report or any of the information contained herein. We are not liable for any loss, damage or injury caused by negligence or other act or failure of us in procuring, collecting, preparing or communicating any such information. Reliance on any information contained herein shall be solely at the user's risks and shall constitute a waiver of any claim against and a release of us from any liability whatsoever. This report is furnished in strict confidence for your exclusive use for legitimate business purposes and for no other purpose. This report must not be communicated to the person or firm reported on or to any other party. In accepting this report you hereby agree to be responsible for and to indemnify us against any and all damages and loss arising from the report and/or breach of any of the above conditions. Any reproduction, replication or other use of this report without the expressed written consent of us is prohibited.