

SystemDay

System Day Ltd
Company Formations & Company Documents
www.systemday.com

tel: +44 1372 750800
fax: +44 1372 700057
home@systemday.com

Credit report

NIS A.D. NOVI SAD

Published 9/13/2013

PROFILE

Chapter 1

Company: **NIS A.D. NOVI SAD**
Title: **NARODNOG FRONTA 12, 21000 NOVI SAD**
Activity: **B 0610 EXPLOITATION OF CRUDE OIL**
Registration number: **20084693**
VAT No.: **104052135**
Company size: **LARGE**

OWNERS AND BRANCHES

Chapter 2

Last year

Owners: **1**

Branches: **0**

BLOCKS

Last year

Blocked:

NO

Blocks:

0 / 365 days

RESULTS OF OPERATIONS

Chapter 6

Categories	2010	2011	2012
Total assets	177,127,001	232,702,669	295,431,697
Capital	47,018,714	87,586,665	137,003,161
Total revenues	181,055,921	206,843,491	244,945,432
Net profit	16,484,381	40,601,667	49,456,516
The average number of employees	10,583.00	9,650.00	7,577.00
Debt to assets	72.63	61.86	52.83
Current ratio	1.05	1.79	1.69
Net return on assets	10.26	19.81	18.73
Return on equity	41.57	60.33	44.04

* Data are shown in 1000 RSD.

CREDIT APPRAISAL

Chapter 3

A1 ★★

CREDIT LIMIT*: **33,895**

CREDIT MARGIN: **1.63 %**

SEMAPHORE



Yellow light – events in last 365 days have no major influence on current company business

PAYMENT INDEX

Chapter 4

January 2010



TRIALS

Chapter 5

Last year

Proceedings: **326**

Prosecutes: **152**

Prosecuted: **174**

Profile

NIS A.D. NOVI SAD

Published 9/13/2013

Chapter 1

PROFILE

Long name: **DRUŠTVO ZA ISTRAŽIVANJE, PROIZVODNJU, PRERADU, DISTRIBUCIJU I PROMET NAFTE I NAFTNIH DERIVATA I ISTRAŽIVANJE I PROIZVODNJU PRIRODNOG GASA NAFTNA INDUSTRIJA SRBIJE A.D. NOVI SAD**

Legal form: **JOINT-STOCK COMPANY**

Activity: **B 0610 EXPLOITATION OF CRUDE OIL**

Founded: **10/1/2005**

Registration number: **20084693**

Company size: **LARGE**

Region: **MAČVANSKI OKRUG**

MANAGEMENT

Shown 10 of 12

Name

VADIM YAKOVLEV
(CHAIRMAN OF THE BOARD OF DIRECTORS)

ALEKSANDAR BOBKOV
(DIREKTOR - ČLAN ODBORA DIREKTORA)

ALEXANDER KRYLOV
(DIREKTOR - ČLAN ODBORA DIREKTORA)

ALEXEY YANKEVICH
(DIREKTOR - ČLAN ODBORA DIREKTORA)

NIKOLA MARTINOVIĆ
(DIREKTOR - ČLAN ODBORA DIREKTORA)

ANATOLY CHERNER
(DIREKTOR - ČLAN ODBORA DIREKTORA)

STANISLAV SHEKSHNYA
(DIREKTOR - ČLAN ODBORA DIREKTORA)

KIRILL KRAVCHENKO
(GENERAL DIRECTOR)

KIRILL KRAVCHENKO
(DIREKTOR - ČLAN ODBORA DIREKTORA)

NEGICA RAJAKOV
(DIREKTOR - ČLAN ODBORA DIREKTORA)

BANK ACCOUNTS

Shown 35 of 70

180-3001210022834-24 ALPHA BANK SRBIJA A.D. B...

180-3001210027624-10 ALPHA BANK SRBIJA A.D. B...

180-3001210027817-13 ALPHA BANK SRBIJA A.D. B...

180-3001210030449-71 ALPHA BANK SRBIJA A.D. B...

180-3001210031403-22 ALPHA BANK SRBIJA A.D. B...

180-3001250000161-7 ALPHA BANK SRBIJA A.D. B...

160-211974-86 BANCA INTESA A.D. BEOGRAD

160-325082-68 BANCA INTESA A.D. BEOGRAD

160-325092-38 BANCA INTESA A.D. BEOGRAD

160-50100097653-49 BANCA INTESA A.D. BEOGRAD

160-50170167799-57 BANCA INTESA A.D. BEOGRAD

160-901-89 BANCA INTESA A.D. BEOGRAD

160-92713-36 BANCA INTESA A.D. BEOGRAD

340-10003481-26 ERSTE BANK A.D. NOVI SAD

340-11001219-38 ERSTE BANK A.D. NOVI SAD

340-11003727-80 ERSTE BANK A.D. NOVI SAD

340-11005135-27 ERSTE BANK A.D. NOVI SAD

340-1590-10 ERSTE BANK A.D. NOVI SAD

340-24059-18 ERSTE BANK A.D. NOVI SAD

250-2060001015030-16 EUROBANK EFG A.D. BEOGRAD

250-2060003085030-53 EUROBANK EFG A.D. BEOGRAD

375-1101200000044-89 MOSKOVSKA BANKA A.D. BEO...

375-1101290000045-71 MOSKOVSKA BANKA A.D. BEO...

375-151-36 MOSKOVSKA BANKA A.D. BEO...

375-365-73 MOSKOVSKA BANKA A.D. BEO...

125-3035590005699-62 PIRAEUS BANK A.D. BEOGRAD

125-1200000001066-19 PIRAEUS BANK A.D. BEOGRAD

125-1290000001010-28 PIRAEUS BANK A.D. BEOGRAD

125-1729414-96 PIRAEUS BANK A.D. BEOGRAD

265-1000000000166-38 RAIFFEISEN BANKA A.D. BE...

265-1000000002586-53 RAIFFEISEN BANKA A.D. BE...

265-1000000003507-6 RAIFFEISEN BANKA A.D. BE...

265-1000000022626-73 RAIFFEISEN BANKA A.D. BE...

265-1040310002079-29 RAIFFEISEN BANKA A.D. BE...

265-2010310000520-50 RAIFFEISEN BANKA A.D. BE...

Owners and branches

NIS A.D. NOVI SAD

Published 9/13/2013

Chapter 2

OWNERS

Shown 1 of 1



AKCIJSKI KAPITAL

BRANCHES/DIVISIONS

Shown 0 of 0

There are no data for selected subject.

Credit appraisal

NIS A.D. NOVI SAD

Published 9/13/2013

Chapter 3

CREDIT APPRAISAL

A1 ★ ★ ★

HISTORY

2011

2012

A1

A1

FINANCIAL APPRAISAL **A1**

The company operates excellent and has a small probability of failure in the future. The company has no major liquidity problems and at the same time achieve above-average profitability.

Liquidity

Well

Name	Value	Description
Debt to asset ratio	52.83	Average
Payment capability	1.69	Well
Cash flow to total costs	0.30	Excellent
Credit exposure from operations	0.18	Average

Efficiency

Well

Name	Value	Description
Return on assets	18.73	Excellent
Assets turnover on total income	0.93	Average

DYNAMIC RATING



The company wasn't blocked in the previous year. At the same time, he had at least one discussion as a prosecutor. Financial data indicate a lower risk of blockages in the future. Activity of the company has increased business risk. Principal place of business is located in the municipality with increased risk.

Indicators

Name	Points	Description
First level of activities	1	Caution
Second level of activities	0	Caution
Commune	2	Careful
Blocks	5	Excellent
Financial data	5	Excellent
Trials	2	Careful
Bank Accounts	3	Average

CREDIT LIMIT*

33,895

Recommended upper credit limit for granting a deferred payment period of 3 months for this company is **33,895**

CREDIT MARGIN

1.63 %

Recommended minimum credit margin for granting a deferred payment period of 3 months for this company is **1.63 %**

* Data are shown in 1000 RSD.

Payment Index

NIS A.D. NOVI SAD

Published 9/13/2013

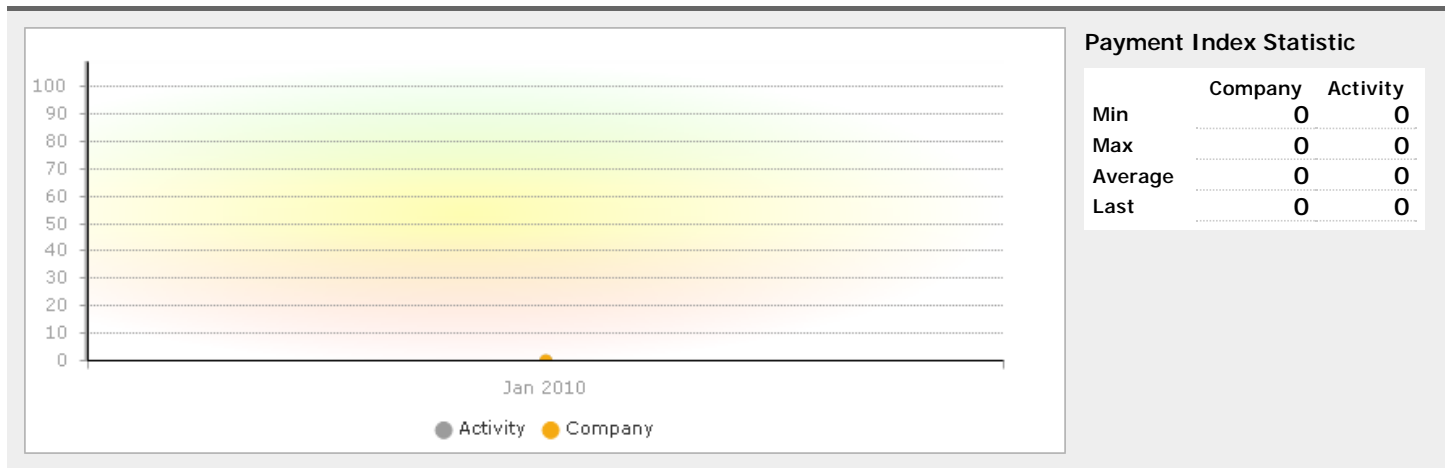
PAYMENT INDEX

Payment index for January 2010
Company pays over 120 days past due.



NOTE

The database contains only those invoices that are accessible to database owner. Figures are based on all paid invoices from the database.



Payment index is calculated as weighted average of days between settlement date and value date. The weights are based on the amount of payments.

Payment index	Description
81 - 100	Company anticipates.
80	Company pays promptly on due.
75 - 79	Company settles payments up to 7 days past due.
70 - 74	Company pays slow to 15 days past due.
50 - 69	Company pays slow to 30 days past due.
40 - 49	Company pays slow to 60 days past due.
31 - 39	Company pays slow to 90 days past due.
20 - 30	Company pays slow to 120 days past due.
0 - 19	Company pays over 120 days past due.
N/A	No Data

PROSECUTED LAST YEAR

Trials: 174

Total Amount: 2,152,500,838 RSD

PROSECUTES LAST YEAR

Trials: 152

Total Amount: 11,176,148,349 RSD

PROSECUTED LAST YEAR

Shown 15 of 174

Prosecute ID	Party	Amount	District Court	Last Proc.
P-1441/2013	JAVNO PREDUZEĆE PTT SAOBRA...	17,174	PRIVREDNI SUD U NOVOM SADU	8/26/2013
I-596/2013	METROPARKING SEVER DOO KIK...	1,200	PRIVREDNI SUD U NOVOM SADU	8/23/2013
Iv-9815/2013	MO-VP 2287-PR.SRED.ZA GOT....	401,361	PRIVREDNI SUD U BEOGRADU	8/22/2013
P-6177/2013	JKP 'INFOSTAN' BEOGRAD	136,525	PRIVREDNI SUD U BEOGRADU	8/8/2013
P-320/2013	ŽITOPROMET-RUMA DOO RUMA	150,000	PRIVREDNI SUD U SREMSKOJ MITROVICI	8/7/2013
Iv-2260/2013	PREDUZEĆE ENTECO DRUŠTVO S...	7,246,233	PRIVREDNI SUD U NOVOM SADU	7/29/2013
P-364/2013	GRADITELJ AD KIKINDA	8,139,039	PRIVREDNI SUD U ZRENJANINU	7/22/2013
P-26/2013	No Data	6,000,000	PRIVREDNI SUD U NOVOM SADU	7/9/2013
Iv-8067/2013	PREDUZEĆE ENTECO DRUŠTVO S...	7,246,233	PRIVREDNI SUD U BEOGRADU	7/8/2013
P-1190/2013	PROSPERITY DOO LAZAREVAC	262,743	PRIVREDNI SUD U NOVOM SADU	7/5/2013
P-270/2013	ED JUGOISTOK DOO NIŠ	446,238	PRIVREDNI SUD U NOVOM SADU	7/5/2013
I-240/2012	FENSTER AS DOO MALA VRANJS...	623,764	PRIVREDNI SUD U NOVOM SADU	7/3/2013
P-1566/2012	DOO INTEC NOVI SAD	5,219,447	PRIVREDNI SUD U NOVOM SADU	7/3/2013
P-1702/2012	METROPARKING SEVER DOO KIK...	1,200	PRIVREDNI SUD U NOVOM SADU	7/2/2013
P-1149/2013	JAVNO PREDUZEĆE PTT SAOBRA...	60,223	PRIVREDNI SUD U NOVOM SADU	7/1/2013

PROSECUTES LAST YEAR

Shown 15 of 152

Prosecute ID	Party	Amount	District Court	Last Proc.
Iv-2474/2013	4. SEPTEMBAR DOO NOVI SAD	253,236	PRIVREDNI SUD U NOVOM SADU	9/3/2013
I-2832/2013	CENTAR ZA FINANSIJE DOO BE...	10,349	PRIVREDNI SUD U BEOGRADU	8/29/2013
Iv-1039/2013	OPSTINA SENTA-PROJEKAT EXČ...	39,541,086	PRIVREDNI SUD U SUBOTICI	8/29/2013
Iv-517/2013	AD KULATRANS KULA - U REST...	8,528,462	PRIVREDNI SUD U SOMBORU	8/22/2013
Iv-9855/2013	PETROLSTAR DOO BEOGRAD	734,486	PRIVREDNI SUD U BEOGRADU	8/20/2013
P-6360/2013	ATFINES MG DOO BEOGRAD	9,482,357	PRIVREDNI SUD U BEOGRADU	8/16/2013
Iv-9473/2013	BEOMARKING DOO BEOGRAD	276,695	PRIVREDNI SUD U BEOGRADU	8/12/2013
Iv-1360/2013	BRANKO GAJIĆ PREDUZETNIK, ...	216,311	PRIVREDNI SUD U VALJEVU	8/5/2013
I-2612/2013	PRIVREDNO DRUŠTVO ZA INŽEN...	1,597,370	PRIVREDNI SUD U BEOGRADU	8/2/2013
Ipv (Iv)-286/2013	PZ PREVOZ SRBOBRAN	1,612,689	PRIVREDNI SUD U NOVOM SADU	8/2/2013
Iv-9008/2013	ATFINES MG DOO BEOGRAD	9,482,357	PRIVREDNI SUD U BEOGRADU	7/30/2013
Iv-1052/2013	No Data	50,464,883	PRIVREDNI SUD U LESKOVCU	7/25/2013
P-5708/2013	INTER GAS DOO BEOGRAD - U ...	12,365,385	PRIVREDNI SUD U BEOGRADU	7/22/2013
P-923/2013	DOO GAS-PEGAS NIŠ	3,546,288	PRIVREDNI SUD U NIŠU	7/19/2013
Iv-8337/2013	SPEEDY TRANS DOO BEOGRAD	253,656	PRIVREDNI SUD U BEOGRADU	7/12/2013

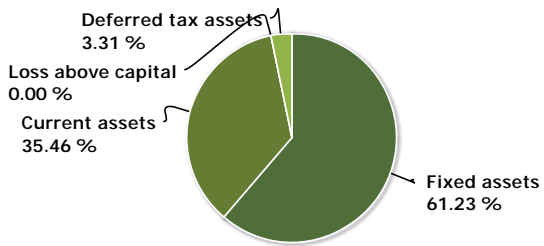
Financial data

NIS A.D. NOVI SAD

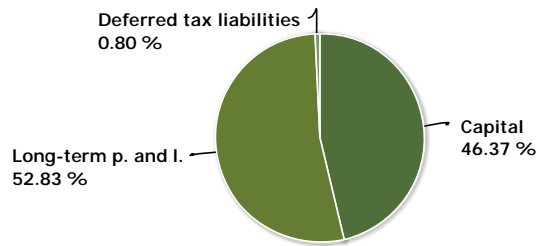
Published 9/13/2013

BALANCE SHEET - CHART

Assets 2012

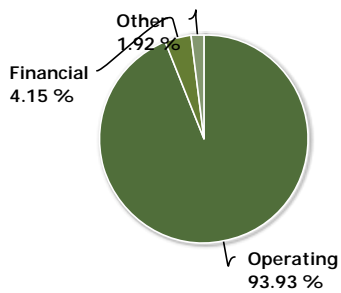


Liabilities 2012

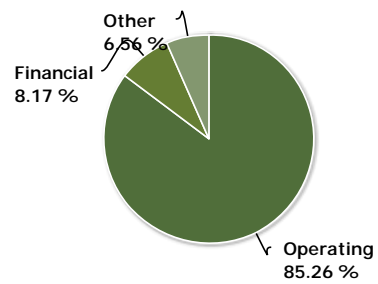


PROFIT AND LOSS ACCOUNT - CHART

Revenus 2012



Expenses 2012



Financial data

NIS A.D. NOVI SAD

Published 9/13/2013

Chapter 6

BALANCE SHEET

Categories	2010	2011	2012	Growth Abs. (Rel.)
Total assets	177,127,001	232,702,669	295,431,697	62,729,028 (27%)
Fixed assets	108,326,343	136,621,811	180,898,116	44,276,305 (32%)
Current assets	63,995,754	88,205,422	104,746,623	16,541,201 (19%)
Loss above capital	0	0	0	0
Off-balance sheet assets	88,793,346	79,279,565	84,451,110	5,171,545 (7%)
Deferred tax assets	4,804,904	7,875,436	9,786,958	1,911,522 (24%)
Total liabilities	177,127,001	232,702,669	295,431,697	62,729,028 (27%)
Capital	47,018,714	87,586,665	137,003,161	49,416,496 (56%)
Long-term provisions and liabili...	128,649,752	143,955,493	156,063,945	12,108,452 (8%)
Deferred tax liabilities	1,458,535	1,160,511	2,364,591	1,204,080 (104%)
Off-balance sheet liabilities	88,793,346	79,279,565	84,451,110	5,171,545 (7%)

Financial data

NIS A.D. NOVI SAD

Published 9/13/2013

Chapter 6

PROFIT AND LOSS ACCOUNT

Categories	2010	2011	2012	Growth Abs. (Rel.)
Total revenues	181,055,921	206,843,491	244,945,432	38,101,941 (18%)
Operating income	169,539,523	192,428,213	230,070,824	37,642,611 (20%)
Financial income	6,311,641	7,008,996	10,167,157	3,158,161 (45%)
Other income	5,204,757	7,406,282	4,707,451	-2,698,831 (-36%)
Total expenditures	169,017,950	167,146,117	193,620,473	26,474,356 (16%)
Operating expenses	143,349,664	151,359,027	165,090,067	13,731,040 (9%)
Financial expenses	19,112,780	8,833,569	15,827,048	6,993,479 (79%)
Other expenses	6,555,506	6,953,521	12,703,358	5,749,837 (83%)
Operating profit (EBIT)	26,189,859	41,069,186	64,980,757	23,911,571 (58%)
Operating profit (EBITDA)	34,573,005	47,901,457	72,821,402	24,919,945 (52%)
Profit on ordinary activities be...	12,037,971	39,697,374	51,324,959	11,627,585 (29%)
Net income from discontinued ope...	0	0	0	0
Profit before taxation	12,037,971	39,697,374	51,324,959	11,627,585 (29%)
Income Taxes	-4,446,410	-904,293	1,868,443	2,772,736 (307%)
Tax expense	831,975	2,464,263	2,575,885	111,622 (5%)
Deferred tax expense	0	0	0	0
Deferred income tax benefit	5,278,385	3,368,556	707,442	-2,661,114 (-79%)
Rewards paid to employer	0	0	0	0
Net profit	16,484,381	40,601,667	49,456,516	8,854,849 (22%)
Net income belonging to minority...	0	0	0	0
Net income belonging to the owne...	16,484,381	40,601,667	49,456,516	8,854,849 (22%)

Financial data

NIS A.D. NOVI SAD

Published 9/13/2013

Chapter 6

INDICATORS

Categories	2010	2011	2012	Growth Abs. (Rel.)
The average number of employees	10,583	9,650	7,577	-2,073 (-21%)
THE ASSET STRUCTURE RATIOS				
Tangible and intangible assets ...	58.85	56.17	52.15	-4.02 (-7%)
Current assets to total assets	32.49	34.88	31.66	-3.22 (-9%)
Investments to total assets	3.72	3.58	9.91	6.33 (177%)
FINANCIAL LEVERAGE RATIOS				
Shareholders' funds to assets	26.55	37.64	46.37	8.74 (23%)
Debt to assets	72.63	61.86	52.83	-9.04 (-15%)
Shareholders' funds to long-ter...	0.43	0.64	0.76	0.12 (18%)
Financial leverage	2.74	1.64	1.14	-0.50 (-31%)
LIQUIDITY RATIOS				
Current ratio	1.05	1.79	1.69	-0.11 (-6%)
Quick ratio	0.49	1.07	0.98	-0.09 (-8%)
ASSET TURNOVER RATIOS				
Fixed assets turnover ratio	1.76	1.66	1.66	0.01 (0%)
Total assets turnover ratio	1.00	0.91	0.86	-0.06 (-6%)
Current assets turnover	2.57	1.90	1.50	-0.40 (-21%)
Inventory turnover	4.54	3.80	3.31	-0.49 (-13%)
Debtors turnover	13.25	11.24	7.31	-3.93 (-35%)
ASSET TURNOVER RATIOS (DAYS)				
Inventory conversion period	80.36	96.08	110.22	14.14 (15%)
Days sales outstanding	27.54	32.49	49.95	17.46 (54%)
Payables deferral period	68.04	75.32	88.42	13.10 (17%)
Payables defferal period	92.47	103.93	127.93	24.00 (23%)
RATIOS OF EFFICIENCY, PROFITABI...				
Total revenues to total expenses	1.07	1.24	1.27	0.03 (2%)
Operating revenues to operating...	1.18	1.27	1.39	0.12 (10%)
Net profit margin	9.10	19.63	20.19	0.56 (3%)
Asset utilization ratio	1.09	1.01	0.92	-0.08 (-8%)
Net return on assets	10.26	19.81	18.73	-1.09 (-5%)
Return on equity	41.57	60.33	44.04	-16.29 (-27%)
Operating margin	15.45	21.34	28.24	6.90 (32%)
Pre-tax profit margin	7.10	20.63	22.31	1.68 (8%)
Net profit margin on sales	10.23	21.73	21.87	0.14 (1%)
Value added per employee	1,957	4,145	8,332	4,187 (101%)
Value added	20,705,792	40,002,594	63,130,648	23,128,054 (58%)
CASH-FLOW				
Operating cash flow	24,867,527	47,433,938	57,297,161	9,863,223 (21%)
Net operating working capital	32,596,828	51,540,909	59,571,765	8,030,856 (16%)
Debt service	0.09	0.27	0.30	0.02 (8%)